



Trinocular version



Objectives OBF



Simple polarising attachment



Darkfield unit

LAB LINE

The variable model for the flexible user in the laboratory and vocational training

Features


- The KERN OBF-1 and OBL-1 models are excellent and robust laboratory microscopes for all common routine applications.
- Thanks to the simple Koehler illumination, the adjustable field diaphragm and a pre-centred and height adjustable Abbe condenser with adjustable aperture diaphragm, these microscopes produce impressive images in both bright and dark field applications.
- The microscopes are equipped with wide field eyepieces, with achromatic, plan achromatic or infinity corrected E-plan objectives, depending on the model.
- These binocular microscopes are equipped with diopter adjustment.
- A trinocular head is optionally available, allowing a camera to be fitted.
- A nosepiece for up to four objectives and a large stage are provided as standard.
- The following optional accessories are available: A variety of eyepieces, objectives, a complete polarisation kit, a phase contrast unit, complete HBO and LED fluorescence kits and more.
- 20W halogen illumination and a 3W LED alternative version are available for illumination.
- One of the central features of this variable and simultaneously robust series of microscopes is the stable and precisely adjustable mechanism.

Technical data

- Eyepieces: WF 10x18 mm / WF 10x20 mm
- Objectives: 4x / 10x / 40x / 100x
- Overall dimensions WxDxH 395x200x380 mm
- Net weight approx. 6,5 kg

Please find detailed information in the following charts.

STANDARD



OPTION



Model	Standard configuration		
	Optical system	Tube	Illumination
KERN			
OBF 121	Finity	Binocular	6V / 20W Halogen (transmitting)
OBF 122	Finity	Binocular	6V / 20W Halogen (transmitting)
OBF 123	Finity	Binocular	3W LED (transmitting)
OBL 125	Infinity	Binocular	6V / 20W Halogen (transmitting)
OBL 127	Infinity	Binocular	3W LED (transmitting)

Model outfit		Model KERN			Order number	
		OBF 121	OBF 122	OBF 123		
Eyepieces	WF 10x / Ø 18 mm	●●	●●	●●	OBB-A1347	
	WF 16x / Ø 13 mm	○○	○○	○○	OBB-A1354	
	WF 10x / Ø 18 mm (reticule 0,1 mm) (non-adjustable)	○	○	○	OBB-A1349	
	WF 10x / Ø 18 mm (reticule 0,1 mm) (adjustable)	○	○	○	OBB-A1350	
	WF 10x / Ø 20 mm (reticule 0,1 mm) (adjustable)	○	○	○	OBB-A1352	
Achromatic objectives	4x / 0,10	●			OBB-A1111	
	10x / 0,25	●			OBB-A1108	
	40x / 0,65 (spring)	●			OBB-A1112	
	100x / 1,25 (oil) (spring)	●			OBB-A1109	
	20x / 0,40	○	○	○	OBB-A1110	
	60x / 0,80 (spring)	○	○	○	OBB-A1113	
Plan objectives	4x / 0,10		●	●	OBB-A1255	
	10x / 0,25		●	●	OBB-A1238	
	40x / 0,65 (spring)		●	●	OBB-A1256	
	100x / 1,25 (oil) (spring)		●	●	OBB-A1239	
	20x / 0,40		○	○	OBB-A1249	
	60x / 0,80 (spring)		○	○	OBB-A1269	
Binocular tube	<ul style="list-style-type: none"> Siedentopf, 30° inclined, 360° rotatable Interpupillary distance: 50 – 75 mm (for non-infinity system) With diopter adjustment (one-sided) 	●	●	●	OBB-A1129	
Trinocular tube	<ul style="list-style-type: none"> Siedentopf, 30° inclined, 360° rotatable Interpupillary distance: 50 – 75 mm Light distribution: 20:80 (for non-infinity system) With diopter adjustment (one-sided) 	○	○	○	OBB-A1345	
Nosepiece	Quadplex	●	●	●		
Mechanical stage	<ul style="list-style-type: none"> Stage size: WxD 145x140 mm Travel: 76x52 mm Coaxial coarse and fine focusing knobs, scale: 2 µm Two slide holder 	●	●	●		
Condenser	Abbe N.A. 1,25 precentered (aperture diaphragm)	●	●	●	OBB-A1103	
Illumination	6V / 20W Halogen (transmitting)	●	●		OBB-A1204	
	3W LED illumination system (transmitting) (non-rechargeable)			●		
Field diaphragm	Field diaphragm	●	●	●		
Darkfield unit	N.A. 0,9 (Dry) Usable for 4x – 40x objectives	○	○	○	OBB-A1149	
Polarising unit	Analyser / Polariser	○	○	○	OBB-A1277	
Fluorescence unit	100W HBO Epi Fluorescence unit, three-hole slide (B / G) including centering objective	○	○	○	OBB-A1154	
	3W LED Epi Fluorescence unit, three-hole slide (B / G) including centering objective	○	○	○	OBB-A1157	
Filter	Blue	●	●	●	OBB-A1178	
	Green	○	○	○	OBB-A1194	
	Yellow	○	○	○	OBB-A1203	
C-Mount	0,47x (focus adjustable)	○	○	○	OBB-A1135	
	1x	○	○	○	OBB-A1142	





























● = Standard configuration

○ = Option

Model outfit		Model KERN		Order number	
		OBL 125	OBL 127		
Eyepieces	WF 10x / Ø 20 mm	●●	●●	OBB-A1351	
	WF 16x / Ø 13 mm	○○	○○	OBB-A1354	
	WF 10x / Ø 18 mm (reticule 0,1 mm)	○	○	OBB-A1349	
	WF 10x / Ø 18 mm (reticule 0,1 mm) (adjustable)	○	○	OBB-A1350	
	WF 10x / Ø 20 mm (reticule 0,1 mm) (adjustable)	○	○	OBB-A1352	
Infinity E-Plan objectives	4x / 0,10	●	●	OBB-A1161	
	10x / 0,25	●	●	OBB-A1159	
	40x / 0,65 (spring)	●	●	OBB-A1160	
	100x / 1,25 (oil) (spring)	●	●	OBB-A1158	
	Plan 20x / 0,40	○	○	OBB-A1250	
	Plan 60x / 0,80 (spring)	○	○	OBB-A1270	
Binocular tube	<ul style="list-style-type: none"> • Siedentopf, 30° inclined, 360° rotatable • Interpupillary distance: 50 – 75 mm (for infinity system) • With diopter adjustment (one-sided) 	●	●	OBB-A1130	
Trinocular tube	<ul style="list-style-type: none"> • Siedentopf, 30° inclined, 360° rotatable • Interpupillary distance: 50 – 75 mm • Light distribution: 20:80 (for infinity system) • With diopter adjustment (one-sided) 	○	○	OBB-A1346	
Nosepiece	Quadplex	●	●		
Mechanical stage	<ul style="list-style-type: none"> • Stage size: WxD 145x140 mm • Travel: 76x52 mm • Coaxial coarse and fine focusing knobs, scale: 2 µm • Two slide holder 	●	●		
Condenser	Abbe N.A. 1,25 precentered (aperture diaphragm)	●	●	OBB-A1103	
Illumination	6V / 20W Halogen (transmitting)	●		OBB-A1204	
	3W LED illumination system (transmitting) (non-rechargeable)		●		
Field diaphragm	Field diaphragm	●	●		
Darkfield unit	N.A. 0,9 (Dry) Usable for 4x – 40x objectives	○	○	OBB-A1149	
Polarising unit	Analyser / Polariser	○	○	OBB-A1277	
Independent phase contrast unit (including PH-condenser and PH-slides)	Independent slot with ∞ PH-Plan objective 10x	○	○	OBB-A1215	
	Independent slot with ∞ PH-Plan objective 20x	○	○	OBB-A1217	
	Independent slot with ∞ PH-Plan objective 40x	○	○	OBB-A1219	
	Independent slot with ∞ PH-Plan objective 100x	○	○	OBB-A1213	
Fluorescence unit	100W HBO Epi Fluorescence unit, three-hole slide (B / G) including centering objective	○	○	OBB-A1154	
	3W LED Epi Fluorescence unit, three-hole slide (B / G) including centering objective	○	○	OBB-A1157	
Filter	Blue	●	●	OBB-A1178	
	Green	○	○	OBB-A1194	
	Yellow	○	○	OBB-A1203	
C-Mount	0,47x (focus adjustable)	○	○	OBB-A1135	
	1x	○	○	OBB-A1142	

● = Standard configuration

○ = Option

 360°	360° rotatable microscope head	 FL-HB0	Fluorescence illumination for compound microscopes With 100 W mercury lamp and filter	 AUTO ATC	Automatic temperature compensation For measurements between 10 °C and 30 °C
 MONO	Monocular Microscope For the inspection with one eye	 FL-LED	Fluorescence illumination for compound microscopes With 3 W LED illumination and filter	 IP	Protection against dust and water splashes IPxx The type of protection is shown by the pictogram.
 BINO	Binocular Microscope For the inspection with both eyes	 PH	Phase contrast unit For a higher contrast	 BATT	Battery operation Ready for battery operation. The battery type is specified for each device.
 TRINO	Trinocular Microscope For the inspection with both eyes and the additional option for the connection of a camera	 POLAR	Polarising unit To polarise the light	 ACCU	Rechargeable battery pack Rechargeable set.
 ABBE	Abbe Condenser With high numerical aperture for the concentration and the focusing of light	 INFINITY	Infinity system Infinity corrected optical system	 230 V	Mains adapter 230V/50Hz in standard version for EU. On request GB, AUS or USA version.
 HAL	Halogen illumination For pictures bright and rich in contrast	 ZOOM	Zoom magnification For stereomicroscopes	 230 V	Power supply Integrated in balance. 230V/50Hz standard EU. More standards e.g. GB, AUS or USA on request.
 LED	LED illumination Cold, energy saving and especially long-life illumination	 PARALLEL	Parallel optical system For stereomicroscopes, enables fatigue-proof working	 DAYS	Package shipment The time required to manufacture the product internally is shown in days in the pictogram.
 IL	Incident illumination For non-transparent objects	 SCALE	Integrated scale In the eyepiece	 3 YEARS WARRANTY	Warranty The warranty period is shown in the pictogram.
 TL	Transmitting illumination For transparent objects	 USB 2.0	Integrated USB 2.0 digital camera For direct transmitting of the picture to a PC		
 FL	Fluorescence illumination For stereomicroscopes	 USB 3.0	Integrated USB 3.0 digital camera For direct transmitting of the picture to a PC		

Abbreviations

C-Mount	Adapter for the connection of a camera to a trinocular microscope	N.A.	Numerical Aperture	W.D.	Working Distance
H(S)WF	High (Super) Wide Field (Eyepiece with high eye point for wearers of glasses)	SLR Kamera	Single-Lens Reflex camera	WF	Wide Field (Field number up to Ø 22 mm for 10x eyepiece)
LWD	Long Working Distance	SWF	Super Wide Field (Field number at least Ø 23 mm for 10x eyepiece)		

Your KERN specialist dealer: